



TRIFACTOR TECHNICAL

SALES AND SERVICES LIMITED

Ph: (868)222-1664

520W | 525W | 530W | 535W | 540W | 545W



Excellent cells efficiency

MBB technology decreases the distance between bus bars and finger grid line which is benefit to power increase.



Better Weak Illumination Response

More power output in weak light condition, such as haze, cloudy, and morning



Anti PID

Limited power degradation caused by PID effect is guaranteed under strict testing condition for mass production



High wind and snow resistance

- 5400 Pa snow load
- 2400 Pa wind load



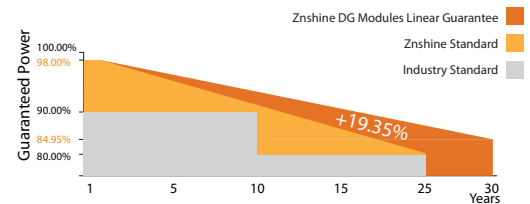

Graphene Coating

Graphene coating modules can increase power generation and self-cleaning, also can save maintainance cost



Bifacial technology

Enables additional energy harvesting from rear side(up to 25%)



12 years product guarantee
30 years output guarantee



0.45% annual degradation
over 30 years



ELECTRICAL CHARACTERISTICS | STC*

Nominal Power Watt Pmax(W)*	520	525	530	535	540	545
Power Output Tolerance Pmax(%)	0~+3	0~+3	0~+3	0~+3	0~+3	0~+3
Maximum Power Voltage Vmp(V)	40.70	40.90	41.10	41.30	41.50	41.70
Maximum Power Current Imp(A)	12.79	12.85	12.91	12.96	13.02	13.07
Open Circuit Voltage Voc(V)	49.00	49.20	49.40	49.60	49.80	50.00
Short Circuit Current Isc(A)	13.53	13.59	13.65	13.71	13.77	13.83
Module Efficiency (%)	20.07	20.26	20.45	20.65	20.84	21.03

*STC (Standard Test Condition): Irradiance 1000W/m², Module Temperature 25°C, AM 1.5

*Measuring tolerance: ±3%

ELECTRICAL CHARACTERISTICS | NMOT*

Maximum Power Pmax(Wp)	388.80	392.70	396.40	399.90	403.60	406.80
Maximum Power Voltage Vmpp(V)	37.90	38.00	38.20	38.40	38.50	38.80
Maximum Power Current Impp(A)	10.26	10.33	10.38	10.42	10.47	10.49
Open Circuit Voltage Voc(V)	45.80	46.00	46.20	46.30	46.50	46.70
Short Circuit Current Isc(A)	10.93	10.98	11.02	11.07	11.12	11.17

*NMOT(Nominal module operating temperature):Irradiance 800W/m², Ambient Temperature 20°C,AM 1.5,Wind Speed 1m/s

ELECTRICAL CHARACTERISTICS WITH 25% REAR SIDE POWER GAIN

Front power Pmax/W	520	525	530	535	540	545
Total power Pmax/W	650	656	663	669	675	681
Vmp/V(Total)	40.80	41.00	41.20	41.40	41.60	41.80
Imp/A(Total)	15.93	16.01	16.08	16.15	16.23	16.30
Voc/V(Total)	49.10	49.30	49.50	49.70	49.90	50.10
Isc/A(Total)	16.87	16.95	17.02	17.10	17.17	17.25

MECHANICAL DATA

Solar cells	Mono PERC
Cells orientation	144 (6×24)
Module dimension	2285×1134×35 mm(With Frame)
Weight	34 kg
Glass	2.0 mm+2.0mm, High Transmission, AR Coated Heat Strengthened Glass
Junction box	IP 68, 3 diodes
Cables	4 mm ² , 350 mm
Connectors	MC4-compatible

TEMPERATURE RATINGS

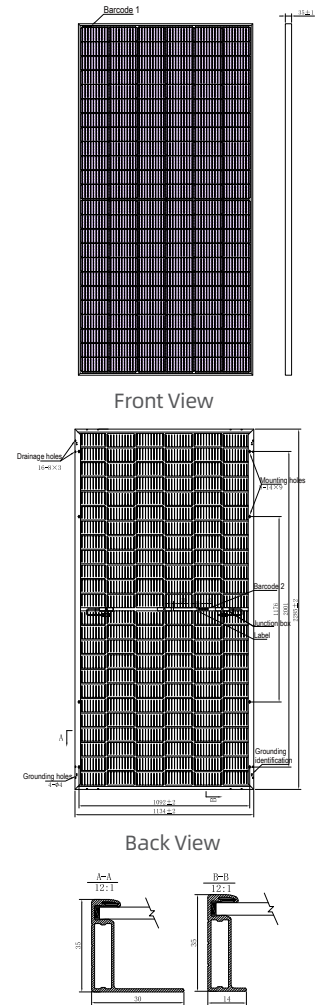
NMOT	44°C ±2°C	Maximum system voltage	1500 V DC
Temperature coefficient of Pmax	-0.35%/°C	Operating temperature	-40°C~+85°C
Temperature coefficient of Voc	-0.29%/°C	Maximum series fuse	30 A
Temperature coefficient of Isc	0.05%/°C	Maximum load(snow/wind)	5400 Pa / 2400 Pa

Refer.Bifacial Factor 70±5%

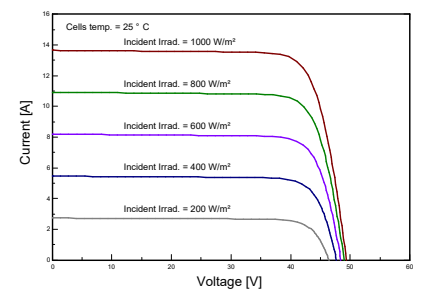
*Do not connect Fuse in Combiner Box with two or more strings in parallel connection

*Remark:Electrical data in this catalog do not refer to a single module and they are not part of the offer.They only serve for comparison among different module types.

DIMENSIONS(MM)



I-V CURVES OF PV MODULE(530W)



P-V CURVES OF PV MODULE(530W)

